

Financial & Non-Financial Data

Financial data*1

	(Millions of yen)			
	International Financial Reporting Standards (IFRS)			
	2022	2023*2	2024	2025
Consolidated financial result*3				
Revenue	28,819	34,267	28,284	30,309
Gross profit	22,720	27,467	22,203	23,164
SG&A	17,058	22,500	19,096	18,833
Non-GAAP operating profit	5,855	5,091	3,197	4,414
Operating profit	5,440	4,949	3,129	4,239
Profit attributable to owners of parent	5,734	4,319	5,526	3,491
Consolidated financial position				
Total assets	88,731	93,606	97,637	96,345
Equity attributable to owners of parent	62,705	65,594	69,880	66,549
Ratio of equity attributable to owners of parent to total assets	70.7%	70.1%	71.6%	69.1%
Cash flow				
Cash flows from operating activities	3,650	3,785	3,677	3,374
Cash flows from investing activities	(30,553)	(2,020)	336	(3,099)
Cash flows from financing activities	31,229	(1,835)	(1,632)	(6,044)
Cash and cash equivalents at the end of period	21,340	20,874	23,730	17,945
Indicators				
Return on equity (ROE)	14.1%	6.7%	8.2%	5.1%
Basic earnings per share (EPS) (¥)	30.54	20.74	26.65	16.83
Equity attributable to owners of parent per share (BPS) (¥)	299.54	316.70	336.89	320.83
Total dividend per share (¥)	4.60	5.20	31.35	18.00
Payout ratio (%)	15.1%	25.1%	117.6%	106.9%

*1 Numbers are rounded to the respective nearest unit.

*2 Due to the change in fiscal year-end, FY2023 is an irregular 15-month period.

*3 Revenue, gross profit, SG&A, non-GAAP operating profit and operating profit for FY2022 and FY2023 are presented based on the amounts after the reclassification of the performance of COMISMA INC. (formerly COMICSMART INC.), its subsidiaries, etc., as discontinued operations.

*4 As of the end of General Meetings of Shareholders. The numbers include the directors and corporate auditors who resigned during the term.

*5 Until 2022, as of September 30 and include the numbers of IP Platform Business. From 2023, as of December 31.

*6 Include salaries, bonuses, benefits, training and hiring costs.


*7 Total or period average for the fiscal year. Until 2022, include the numbers of IP Platform Business.


*8 (Women's average salary)/(Men's average salary) × 100

*9 Calculated based on revenues of each company to be counted.

*10 Scope 2 emissions are calculated using the market-based method.

For detailed data, please visit our corporate website.

 Financial Position and Performance
<https://www.septeni-holdings.co.jp/en/ir/finance/>

 Sustainability Information
<https://www.septeni-holdings.co.jp/en/csr/data.html>

Non-financial data*1

Governance

	2022	2023	2024	2025
No. of directors*4	7	8	7	7
No. of outside directors	5	5	4	4
No. of female directors*4	2	2	1	1
No. of corporate auditors*4	4	4	4	4
No. of outside corporate auditors	3	3	3	3

Social

Group	2022	2023	2024	2025
No. of consolidated workforce*5	1,907	1,950	2,049	1,941
No. of full-time / regular employees	1,600	1,675	1,800	1,674
No. of temporary employees	307	264	262	267
Employee-related expenses (¥mn)*2 *6	10,563	14,352	12,196	12,020

Group companies in Japan	2022	2023	2024	2025
Coverage of full-time employees (%)*5	86.5	88.7	88.7	92.0
Female employees (%)*5	—	41.8	43.0	44.7
Female managers (%)*5	—	25.9	28.1	28.3
No. of new hires*7	—	290	243	142
Female employees among new hires (%)*5	—	41.7	43.6	47.2
Average age*5	—	—	31.9	32.8
Voluntary turnover rate (%)*7	11.8	8.9	9.7	12.0
Gender pay gap (%)*7 *8	—	—	82.9	80.1
Average overtime hours per employee*7	15	18	17	18

Environment <Greenhouse gas emissions (t-CO₂)>

	2022	2023*3	2024	2025
Coverage (%)*9	98.2	98.7	99.0	100.0
Scope 1	7.3	7.0	0.0	0.0
Scope 2*10	817.0	940.6	513.3	173.9
Scope 3	5,548.6	9,386.9	7,555.0	8,490.1

Corporate Profile As of December 31, 2025

Trade name	SEPTENI HOLDINGS CO., LTD.
Established	October 1990
Capital	¥18,430 million
Business overview	Corporate management and overall control of Group companies through ownership of shares and other forms of equity.
Business establishment	Sumitomo Fudosan Shinjuku Grand Tower 30th Floor, 8-17-1, Nishishinjuku, Shinjuku-ku, Tokyo 160-6130 Tel: +81-3-6863-5623 (Representative) Fax: +81-3-6863-5624
Representative Director	Yuichi Kouno
No. of employees	Group consolidated as of December 31, 2025 1,674 full-time employees / 1,941 employees
Annual fiscal term	Last day of December
Accounting auditor	KPMG AZSA LLC
Securities code	4293
Listing market	Tokyo Stock Exchange Standard Market
Annual shareholders meeting	Every March

Links

Corporate Profile
<https://www.septeni-holdings.co.jp/en/company/overview.html>

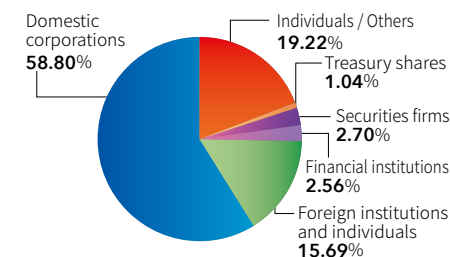
Business Segments & Group Companies
<https://www.septeni-holdings.co.jp/en/business/>

Executives
<https://www.septeni-holdings.co.jp/en/company/boardmembers/>

Stock Information As of December 31, 2025

No. of shares authorized	370,080,000 shares
No. of shares issued	211,389,654 shares
No. of shareholders	17,011
Trading unit	100 shares
Transfer agent	Mitsubishi UFJ Trust and Banking Corporation

Breakdown by the Number of Holdings Shares (%)



* Pie chart values are rounded off. Therefore, the total may not equal 100%.

Major Shareholders

Name of shareholders	No. of shares	Shareholding ratio
DENTSU GROUP INC.	109,782,395	52.48%
Village seven Co., Ltd.	12,783,500	5.94%
Mamoru Nanamura	9,489,400	5.00%
BNP PARIBAS LONDON BRANCH FOR PRIME BROKERAGE CLEARANCE ACC FOR THIRD PARTY	4,063,652	2.68%
UBS AG LONDON A/C IPB SEGREGATED CLIENT ACCOUNT	3,101,950	2.41%
BNYMSANV RE GCLB RE JP RD LMGC	2,825,513	1.89%
BNY GCM CLIENT ACCOUNT JPRD AC ISG (FE-AC)	2,544,198	1.72%
Custody Bank of Japan, Ltd. (Trust Account)	2,440,100	1.55%
NORTHERN TRUST CO. (AVFC) RE IEDU UCITS CLIENTS NON LENDING 15 PCT TREATY ACCOUNT	2,200,043	1.40%
Hiroshi Shimizu	1,900,000	0.91%

Note: The shareholding ratios exclude treasury shares (2,200,043 shares).

Links

Stock Price Information
<https://www.septeni-holdings.co.jp/en/ir/stock/price.html>

Shareholder Return
<https://www.septeni-holdings.co.jp/en/ir/stock/dividend.html>

Analyst Coverage
<https://www.septeni-holdings.co.jp/en/ir/stock/analyst.html>

General Stock Information
<https://www.septeni-holdings.co.jp/en/ir/stock/information.html>

General Meetings of Shareholders
<https://www.septeni-holdings.co.jp/en/ir/stock/shareholders/index.html>