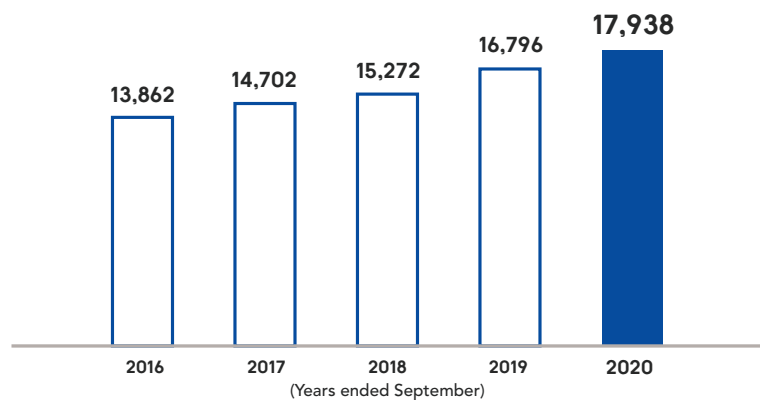


# Consolidated Financial and Non-Financial Highlights (IFRS)

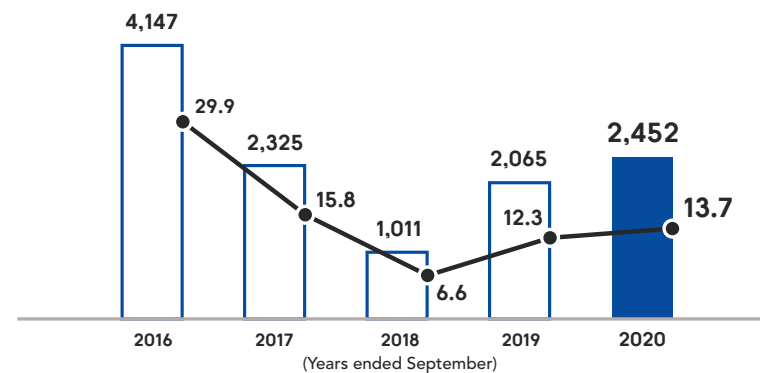
## Revenue

(Millions of yen)



## Non-GAAP Operating Profit/Ratio of Operating Profit to Revenue

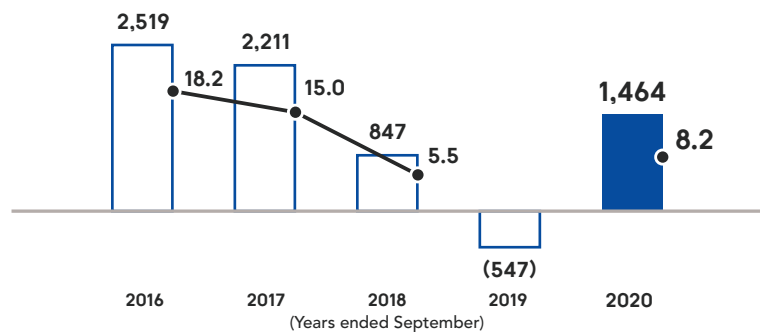
(Millions of yen/%)



■ Non-GAAP operating profit  
● Ratio of operating profit to revenue

## Profit (Loss) Attributable to Owners of the Parent/ Ratio of Profit Attributable to Owners of the Parent to Revenue

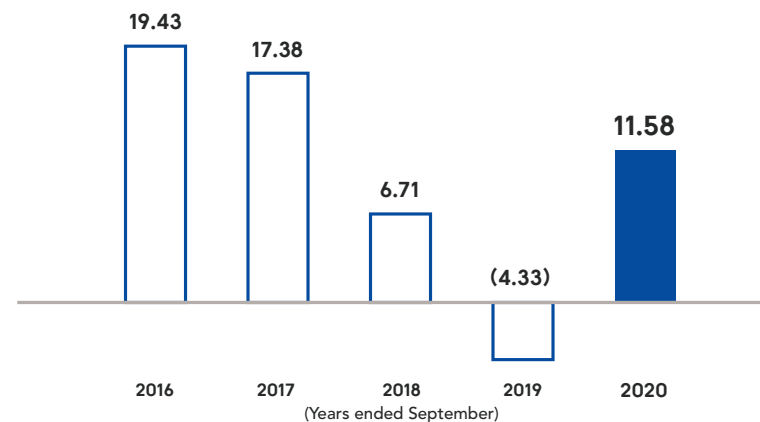
(Millions of yen/%)



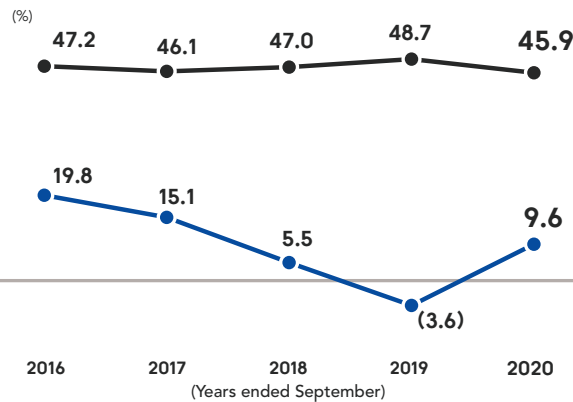
■ Profit (loss) attributable to owners of the parent  
● Ratio of profit attributable to owners of the parent to revenue

## Basic Earnings per Share (EPS)

(Yen)

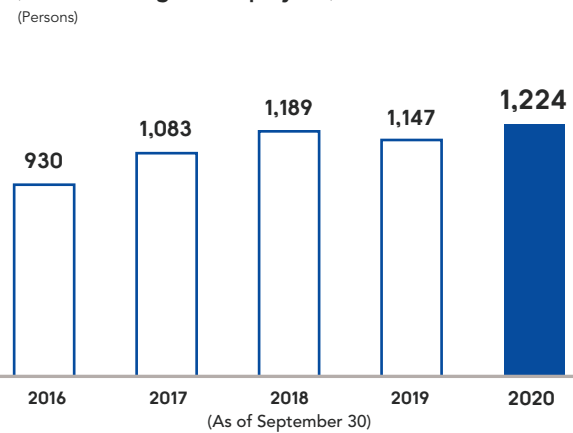


**Ratio of Equity Attributable to Owners of the Parent to Total Assets/Ratio of Profit Attributable to Owners of the Parent to Equity Attributable to Owners of the Parent (ROE)**



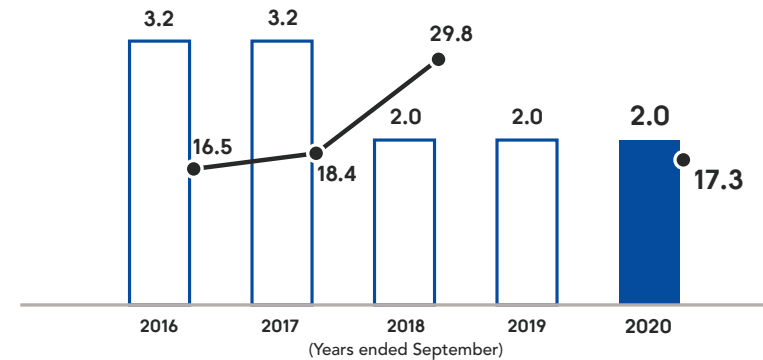
—●— Ratio of equity attributable to owners of the parent to total assets  
—●— Ratio of profit attributable to owners of the parent to equity attributable to owners of the parent (ROE)

**Number of Employees at the End of the Fiscal Year (Full-Time, Regular Employees)**



**Dividends per Share/Dividend Payout Ratio**

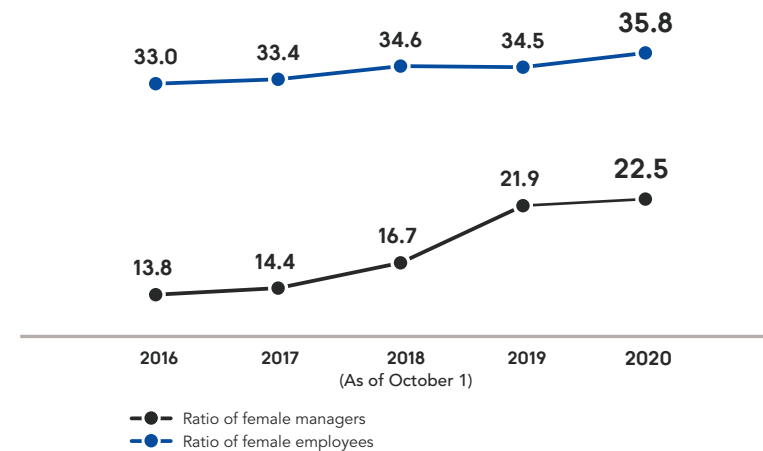
(Yen/%)



■ Dividends per share  
—●— Dividend payout ratio

**Ratio of Female Managers/Ratio of Female Employees (Major Group Companies in Japan)**

(%)



—●— Ratio of female managers  
—●— Ratio of female employees



**SEPTENI HOLDINGS CO., LTD.**

<https://www.septeni-holdings.co.jp/en/>

■ Company names and services in this report are trademarks or registered trademarks of the respective companies.